

- Factory Automation & Controls
- Lean Manufacturing
- Technical Problem Solving
- Professional Training Services

PAINT MIXING ROOM

RTT's Paint Mix Rooms provide a controlled area for safely mixing paint. Easy to maintain and operate, the product line was developed to provide fast availability and simple installation.

Air flows in through the filtered air intake, which is located in the ceiling toward one end of the room. It moves downward through the work area and into the exhaust chamber located in the lower opposite end of the room. Filtered exhaust is drawn through the exhaust plenum and is discharged upward into the atmosphere through the exhaust stack, providing a controlled area for mixing paint.



Features

- Heavy duty construction wall panels constructed from 18-gauge, prime quality galvanized steel. All panels and support members are precision laser cut and precision folded for easy nut and bolt assembly.
- Personnel access doors are pre-hung in a heavy gauge galvanized steel frame for easy installation.
- RTT's paint mix rooms ship with industry leading E-Light LED lighting which provides lower energy usage, exceptionally longer life, truer color rendering, reduced maintenance costs and includes a 5-year warranty.
- LED lighting is constructed of 22-gauge steel which is powder coated white, and available in 4000 and 8000 lumen models. E-Lights are ETL listed for US and Canada with Class 1 Division 2, Group A, B, C, D and Class 2 division 2, Group F and G ratings.
- All RTT paint mix rooms utilize efficient and quality brand name tubeaxial fans and motors.
- RTT paint mix rooms meet and/or exceed quality performance standards and all applicable OSHA and NFPA regulations.

Options

- Control panel and other electrical components can be purchased separately
- ETL listed when optional control panel is added
- Durable powder coated white option available
- Double doors




UL & ETL listed control panel



Industry-leading light levels



Windowed personnel access doors



5/16" bolts with serrated lock nut

Contact Information

Phone: 715-220-7601

E-mail: Info@APSfoSite.com

Primary Business Address

3132 Louis Ave. Ste 202

Eau Claire, WI 54703

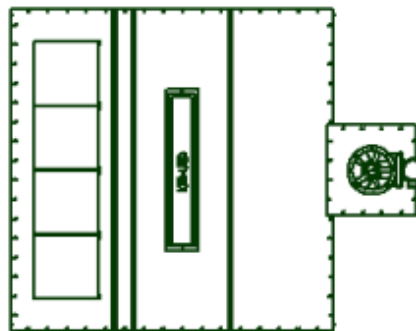
- Factory Automation & Controls
- Lean Manufacturing
- Technical Problem Solving
- Professional Training Services

PAINT MIXING ROOM

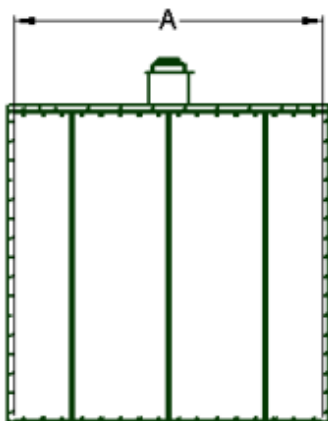
Selecting a Paint Mixing Room Size

RTT can design and build paint mix rooms in a variety of sizes and configurations. Although our team can engineer custom sizes to fit your needs, below are standard sizes that are pre-engineered and available for quick shipment.

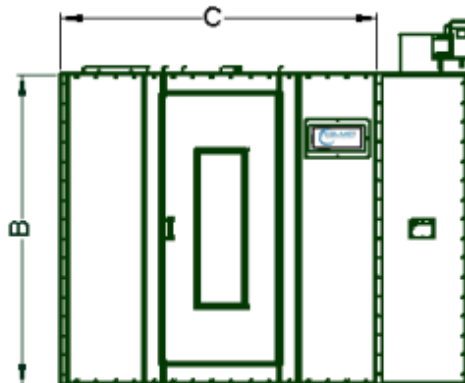
Model Number	Interior Dimensions			Exterior Dimensions			Access Doors	Qty. Lights	Air Flow SCFM	Fan Spec.		Filters	
	Width	Height	Length	Width	Height	Length				Dia.	HP	Int.	Exh.
PMR-08-08-08-00-S	8'-0"	8'-0"	8'-0"	8'-4"	8'-2"	10'-6"	1 with window	1	1,450	12"	3/4 HP	4	2
PMR-08-08-10-00-S	8'-0"	8'-0"	10'-0"	8'-4"	8'-2"	12'-6"	1 with window	2	1,450	12"	3/4 HP	4	2
PMR-08-08-12-00-S	8'-0"	8'-0"	12'-0"	8'-4"	8'-2"	14'-6"	1 with window	2	1,450	12"	3/4 HP	4	2
PMR-08-08-15-00-S	8'-0"	8'-0"	15'-0"	8'-4"	8'-2"	17'-6"	1 with window	3	1,450	12"	3/4 HP	4	2
PMR-10-08-15-00-S	10'-0"	8'-0"	15'-0"	10'-8"	8'-2"	17'-6"	1 with window	3	1,450	12"	3/4 HP	4	2
Ref. Key	A	B	C		D								



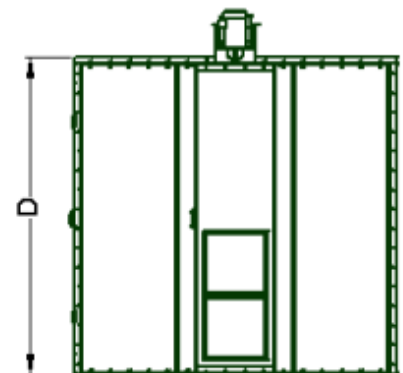
Plan View



End View



Side



End View

Contact Information

Phone: 715-220-7601

E-mail: Info@APSfoSite.com

Primary Business Address

3132 Louis Ave. Ste 202

Eau Claire, WI 54703